TEMPORARY TRAFFIC CONTROL PLAN SHEET

REFERENCE PROJECT NO	FISCAL YEAR	SHEET NO

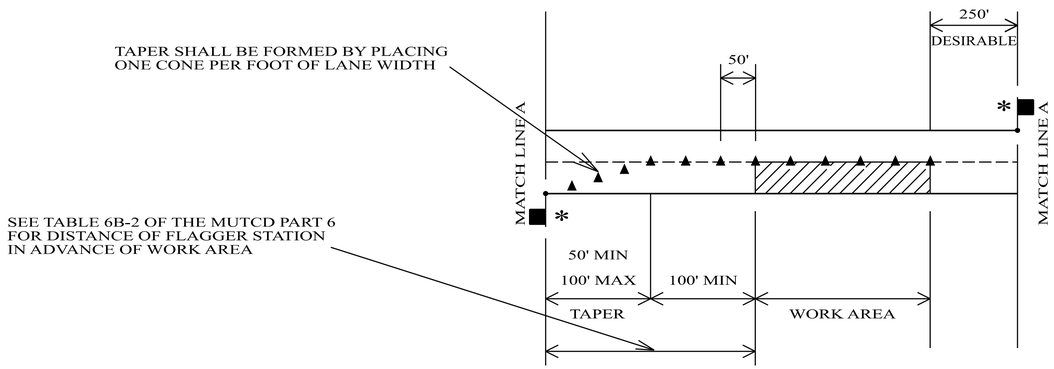

TWO LANE HIGHWAY, ONE LANE CLOSURE

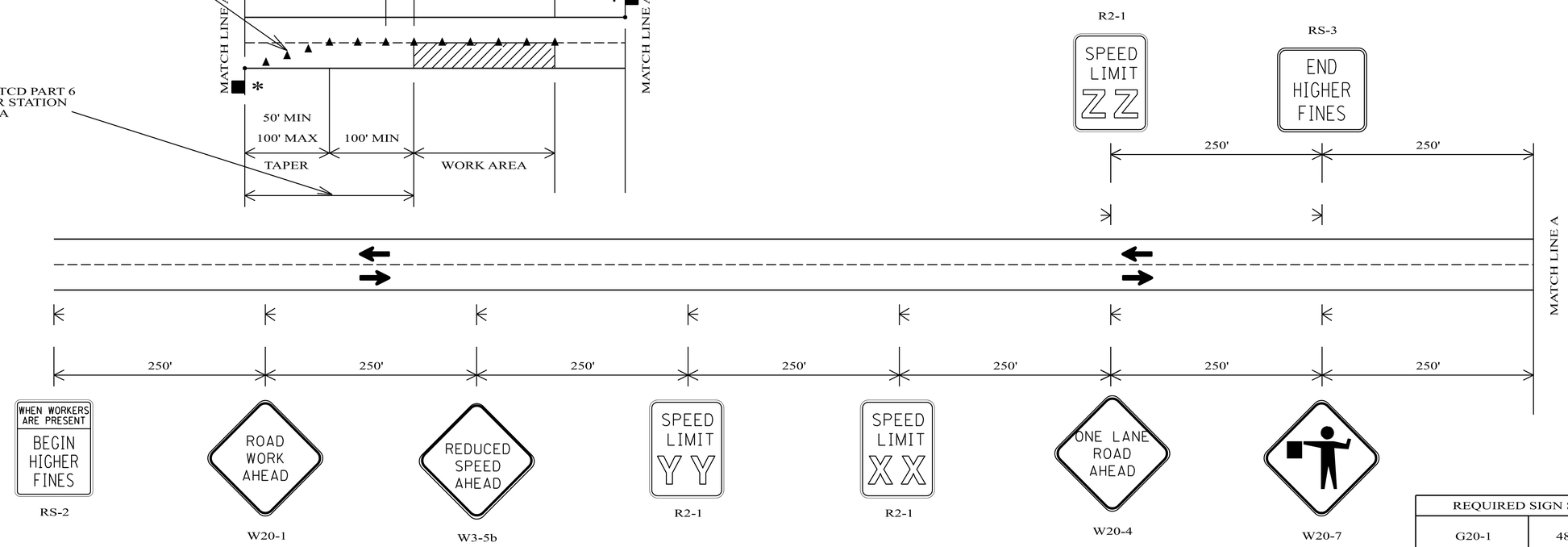

REQUIRED SIGN SIZES	
G20-1	48" X 24"
G20-2	48" X 24"
R2-1	24" X 30"
W3-5b	48" X 48"
RS-2	48" X 60"
RS-2	48" X 48"
W20-1	48" X 48"
W20-4	48" X 48"
W20-7	48" X 48"

THE SIGN SIZES SHOWN ON THIS SHEET SHALL SUPERCEDE THOSE SHOWN ON THE STANDARD HIGHWAY SIGNS DRAWINGS UNLESS OTHERWISE APPROVED BY THE ENGINEER.

TRAFFIC CONTROL FOR INTERSECTING SIDE ROADS WITHIN WORK AREA

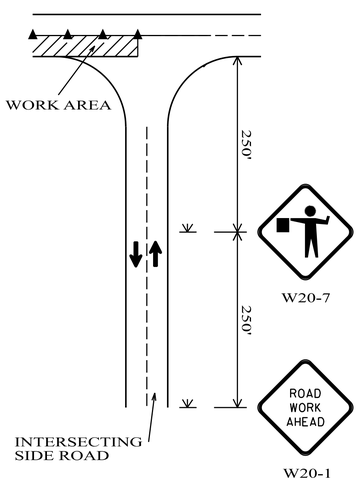

NOTE: THE W20-1 SIGN TO BE USED ON INTERSECTING ROADS SHALL BE 36"X36" IN SIZE. THE TEMPORARY MOUNTED W20-1 SIGN SHOWN ON THE SIDE ROAD, WILL NOT BE REQUIRED IF ONE IS ALREADY POST MOUNTED ON THE SIDE STREET.

LEGEND

- TEMPORARY MOUNTED SIGN
- POST MOUNTED SIGN
- CONES
- CHANNELIZING DRUM
- FLAGGER or AFAD
- WORK AREA

TYPICAL PLACEMENT OF ADVANCE WARNING SIGNS AT BEGINNING AND END OF PROJECT

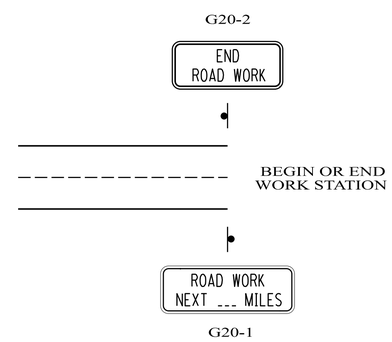

* FLAGGER OR AFAD WITH RECOMMENDED GATE AND TWO-SECTION SIGNAL FACE.

GENERAL NOTES

1. THE ADVANCE WARNING SIGNS REQUIRED AT THE BEGINNING AND END OF PROJECT SHALL BE POST MOUNTED. ALL SIGNS REQUIRED FOR THE LANE CLOSURE SHALL BE TEMPORARY MOUNTED.
2. SIGN (XX) SHALL SHOW THE SPEED IN THE WORK ZONE. SIGN (YY) SHALL BE USED IF SPEED REDUCTION REQUIRES TWO SIGNS. SIGN(ZZ) SHALL SHOW THE POSTED SPEED OUTSIDE THE WORK ZONE.

* 3. PORTABLE RUMBLE STRIPS AND AUTOMATED FLAGGER ASSISTANCE DEVICES SHALL BE INSTALLED AS PER MANUFACTURER'S RECOMMENDATIONS.

* 4. THE AUTOMATED FLAGGER ASSISTANCE DEVICE (AFAD) SHALL BE CONTROLLED BY AN OPERATOR AT ALL TIMES DURING USE. THE OPERATOR SHALL HAVE A CLEAR LINE OF SITE TO BOTH AFAD DEVICES AT ALL TIMES.

* 5. THE AFAD OPERATOR SHALL HAVE A STOP/SLOW PADDLE AT ALL TIMES.

* 6. IF THERE IS AVAILABLE SPACE AND ADEQUATE SIGHT DISTANCE THE R10-6 MAY BE MOUNTED ON THE AFAD.

NOT TO SCALE

--SPECIFICATIONS--
CURRENT ALABAMA DEPARTMENT OF TRANSPORTATION

ALABAMA DEPARTMENT OF TRANSPORTATION
1409 COLISEUM BOULEVARD
MONTGOMERY, AL 36130-3050

THIS DRAWING REPRESENTS DESIGNS PREPARED FOR USE BY THE ALABAMA DEPARTMENT OF TRANSPORTATION AND IS NOT TO BE COPIED, REPRODUCED, ALTERED, OR USED BY ANYONE, OR ANY ORGANIZATION, WITHOUT THE EXPRESSED WRITTEN CONSENT OF THE ALABAMA DEPARTMENT OF TRANSPORTATION REPRESENTATIVE AUTHORIZED TO APPROVE THIS USE. ANYONE MAKING UNAUTHORIZED USE OF THIS DRAWING MAY BE PROSECUTED TO THE FULLEST EXTENT OF THE LAW.

REVISIONS:
1. Added Notes 3, 4, 5, and 6 concerning Flagger and Automated Flagger Assistance Device on 09-22-2023 by J.F.T.
2. Updated sign references for MUTCD 11th Edition on 11-19-2025 by C.F.E

Bureau Std Engr: G.L.D.
DRAWN BY:
DATE DRAWN:
REVISED DATE: 11-19-2025

DESIGN BUREAU SPECIAL DRAWING
DETAILS FOR TRAFFIC CONTROL FOR RESURFACING TWO LANE HIGHWAYS

SPECIAL DRAWING NO
SPECIAL PROJECT DETAIL

INDEX NO
2017